

RECOIL™

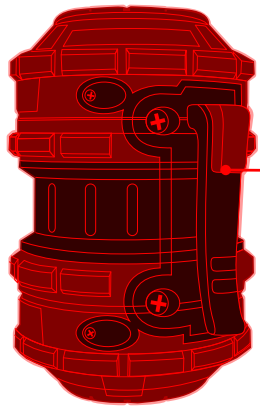
THE WORLD IS NOW GAME

FRAG GRENADE

FOR USE WITH
RECOIL™
STARTER SET

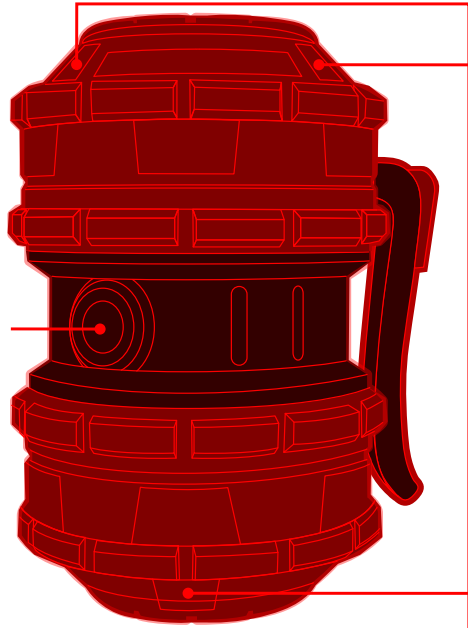
CONTENT:

- FRAG Grenade
- Instruction Sheet



Power Button
(Detonation
Button)

Clip



Front

IR Emitters

Back

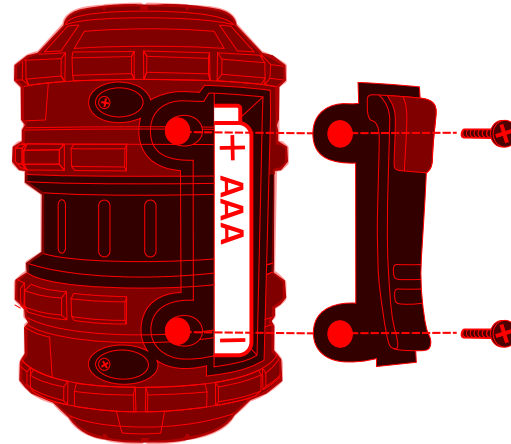
WHAT YOU NEED (Not Included):

- Requires 1X AAA Battery
- Screwdriver

AAA (LR03) 1.5V

Not Included

FRAG GRENADE: Battery Installation



- 1 Unscrew battery compartment door.
- 2 Insert 1 - AAA batteries. Put battery compartment door back on and screw closed.

FRAG GRENADE: How to Use

HOW TO ARM:

- 1 Press the Power Button once to arm the Grenade (Green LED will slowly flash).
- 2 The Grenade's timer has now been activated and the Grenade will detonate after 10 seconds (Green LED will go solid during detonation).

IN-GAME GRENADE ASSIGNMENT (OPTIONAL):

To receive in-game credit for damage and kills, you need to assign the Grenade to yourself each time prior to use (without assignment, damage and kills will be anonymous in-game).

- 1 Hold the Grenade near your Recoil weapon, then press and HOLD the power button for 1 second. (Green LED will rapidly flash to initiate, turn solid to assign, and then turn off).
- 2 The Recoil app will then inform you that the Grenade has successfully been assigned to you in-game.
- 3 Now you can arm and use your Grenade.

TROUBLESHOOTING

For more troubleshooting and tips, visit www.TheWorldIsNowGame.com or reference troubleshooting in Recoil Mobile App.

PROBLEM	SOLUTION
Grenade not turning ON	Ensure fresh batteries are installed and inserted correctly.
Grenade not working in game	Make sure sensors are not covered or blocked. Grenade needs to be within 15 feet of a Recoil Weapon to receive damage. Timed detonation gives you 10 seconds before damage is given.

SAFETY

- Do NOT throw Grenade directly at people. Be aware of your surroundings.
- Do not throw Grenade in crowded areas. Roll or underhand toss your grenade next to other players at a safe distance so Grenade does not hit anyone.
- Do not throw Grenade high in the air or with high velocity in an overhand motion. Grenade is not designed to be thrown far distances or high in the air and can cause injury to people or damage to property.

BATTERY SPECIFICATIONS & CAUTIONS

REQUIRES 1x **AAA (LR03) 1.5V**

Not Included

- Do not use rechargeable batteries.
- Non-rechargeable batteries are not to be recharged.
- Different types of batteries or new and old batteries are not to be mixed.
- Batteries are to be inserted using correct polarity.
- Remove exhausted batteries as soon as possible and discard properly.
- Remove all batteries from compartment if toy is not used for more than seven months.
- The supply terminals are not to be short circuited.

Conforms to product safety standards ASTM F963. Not suitable for children under 3 years due to small parts. Remove and discard wire ties before giving this product to children. PRODUCT COLORS AND STYLES MAY VARY FROM THOSE SHOWN.

This device complies with PART 15 of the FCC Rules. Operation is subject to the following two conditions. (1) This device may not cause harmful interference, and (2) this device must accept any interference received, including interference that may cause undesired operation.

CAUTION: Changes or modifications to this unit not expressly approved by the party responsible for compliance could void the user's authority to operate the equipment.

NOTE: This equipment has been tested and found to comply with the limits for a Class B digital device, pursuant to Part 15 of the FCC Rules. These limits are designed to provide reasonable protection against harmful interference in a residential installation. This equipment generates, uses and can radiate radio frequency energy and, if not installed and used in accordance with the instructions, may cause harmful interference to radio communications. However, there is no guarantee that interference will not occur in a particular installation. If this equipment does cause harmful interference to radio or television reception, which can be determined by turning the equipment off and on, the user is encouraged to try to correct the interference by one or more of the following measures: Reorient or relocate the receiving antenna - Increase the separation between the equipment and receiver - Connect the equipment into an outlet on a circuit different from that to which the receiver is connected - Consult the dealer or an experienced radio/TV technician for help.

CAUTION: Consumers should confirm the lawful use of this product with local authorities as laws may vary.

WARNINGS: The product may be mistaken for an actual weapon by police officers and others and that altering in state or federal markings or coloration in order to make the product more realistic is dangerous and may be a crime and that brandishing or displaying the product in public may cause confusion and may be a crime. Criminal penalties under state law that may arise from use of the replica weapon and describe the prohibited activity.

SAFETY WARNINGS:

- Always maintain awareness of your surroundings.
- Keep a safe distance away from streets, public thoroughfares and power lines, near high voltage poles, railway tracks, road, or swimming pools.
- Keep out of reach of children under 3.
- Do not aim at eyes or face.

©2017 Skyrocket LLC, Los Angeles, CA 90066 USA. All Rights Reserved. Recoil and the Skyrocket logo are trademarks of Skyrocket LLC. Other trademarks and trade names are those of their respective owners, and there is no relationship express or implied with Skyrocket LLC.

SKYROCKET

Questions or comments?
Please call 888-674-5650 or
visit www.TheWorldIsNowGame.com